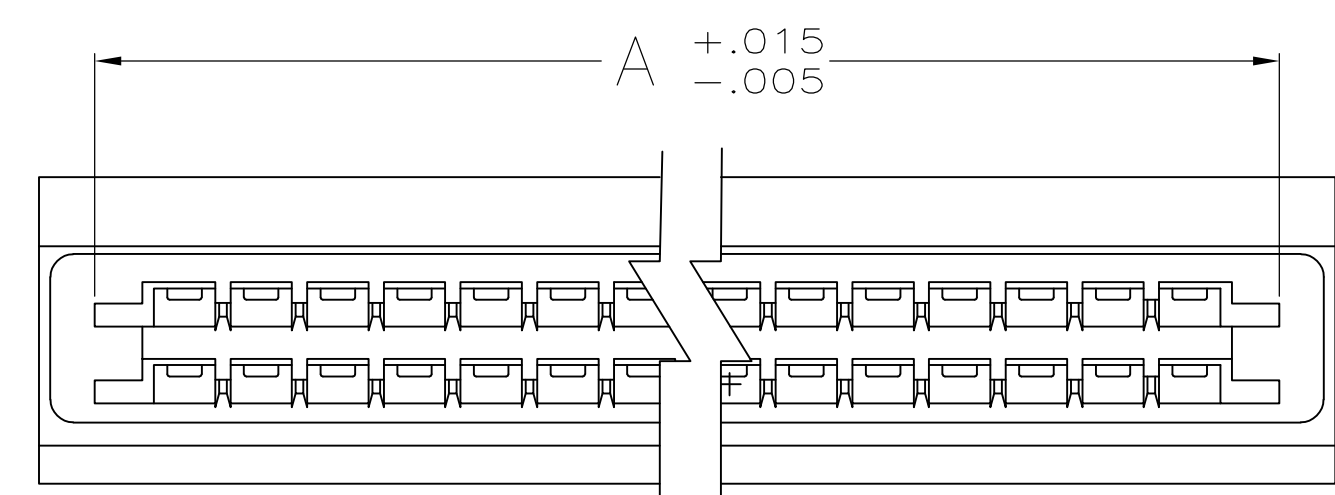
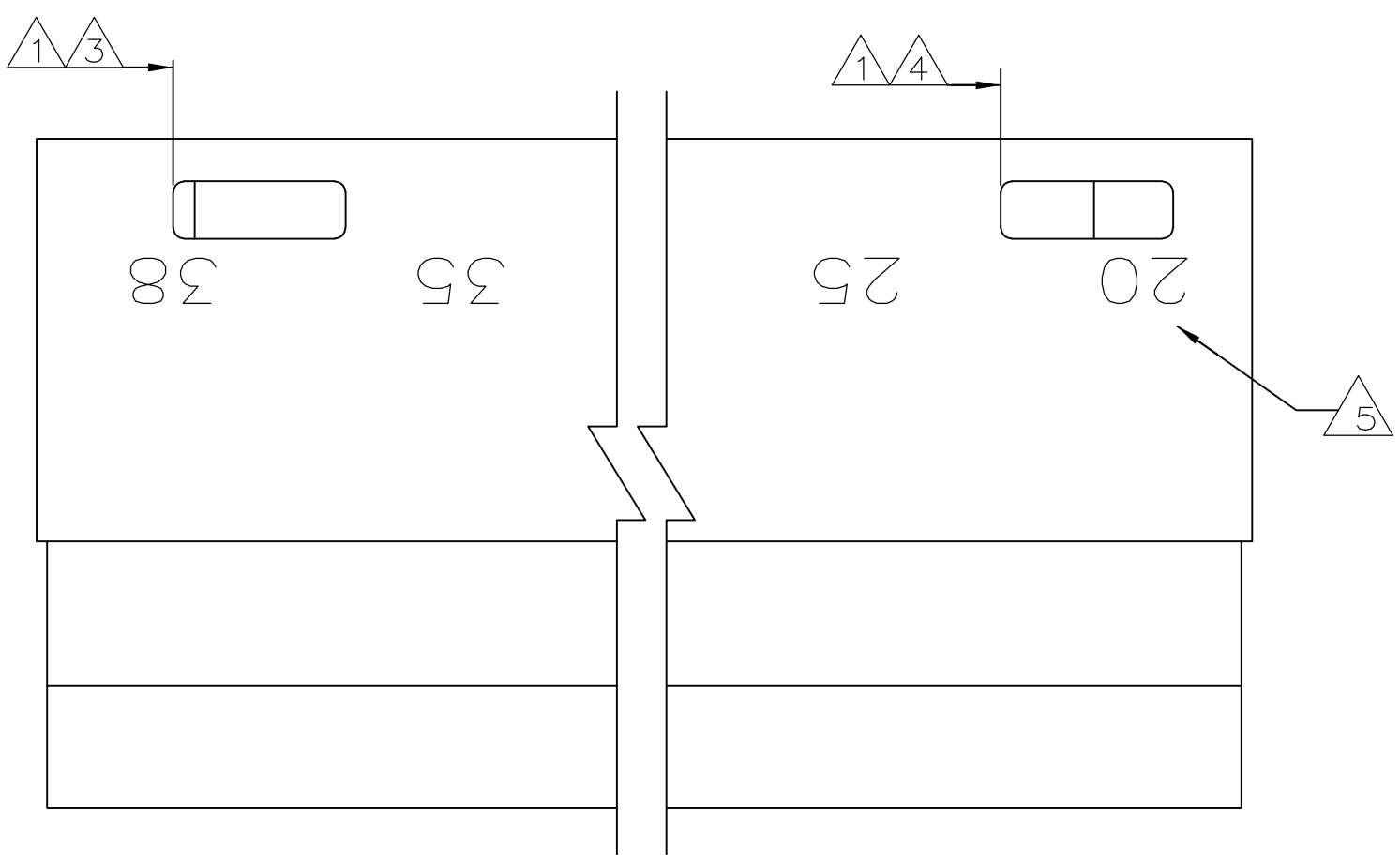
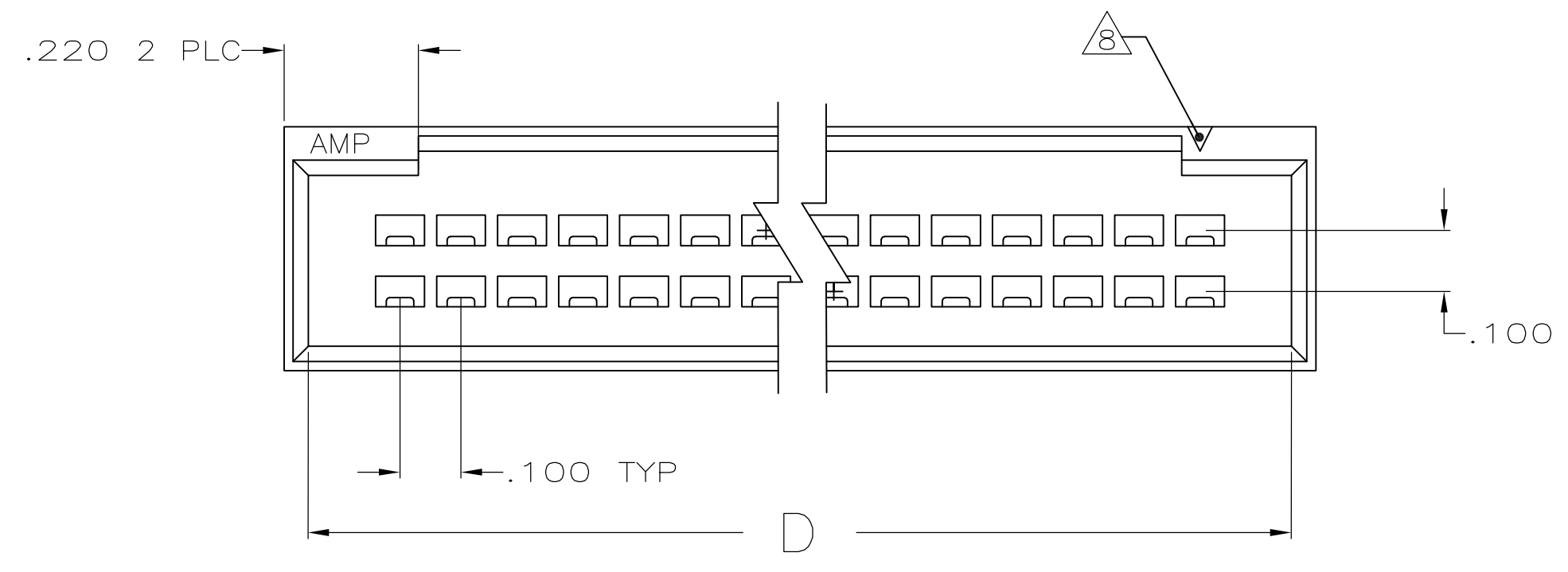


CRIMPED CONTACT SHOWN FOR REF ONLY



- ① DETENT SLOTS 6,10,12,16 & 18 POSN
ONE SLOT LOCATED AS FOLLOWS:
6 POSN CENTERLINE OF FIRST CIRCUIT FROM LEFT
10 AND 12 POSN CENTERLINE ON SECOND CIRCUIT FROM LEFT
16 POSN CENTERLINE OF THIRD CIRCUIT FROM LEFT
18 POSN CENTERLINE OF FORTH CIRCUIT FROM LEFT
20 POSN AND GREATER TWO DETENT SLOTS LOCATED AS SHOWN
- ② PART NO. AND DATE CODE INK STAMPED, WHITE.
- ③ CENTERLINE OF FIRST CAVITY FROM LEFT
- ④ CENTERLINE OF THIRD CAVITY FROM RIGHT
- ⑤ CAVITY IDENTS INK STAMPED (WHITE), IN AREA SHOWN (SEE TABLE)
- ⑥ HOUSING WILL ACCOMMODATE FLEXIBLE FLAT CABLE .050 OR .062 WIDE CONDUCTORS ON .100 CENTERS (CABLE=.015 MAX THK) AND #22-#24 AWG WIRE WITH INSULATION RANGE OF .061 TO .069 DIA
- 7 THIS HOUSING IS DESIGNED TO MATE WITH FFC RECEPTACLE HOUSING AND AMP LATCH RECEPTACLE HOUSING
- ⑧ INDICATES POSITION 1, MAY BE RECESSED OR RAISED.
- ⑨ OBSOLETE PART NUMBER
- ⑩ SUPERSEDED BY AS MOLDED PART NUMBER.
- ⑪ GLASS-FILLED NYLON, BLACK, UL V-0.

⑨ 3-88189-7	2,6	8,10,14	.900	.980	.950	.834	14	⑨ 3-88189-8
⑨ 3-88189-5	2,5,10,16	18,25,30,34	1.900	1.980	1.950	1.834	34	⑨ 3-88189-6
⑨ 3-88189-3	2,5	7,10,12	.800	.880	.850	.734	12	⑨ 3-88189-4
⑨ 3-88189-1	2	4,6	.500	.580	.550	.434	6	⑨ 3-88189-2
⑨ 2-88189-9	2,4	6,10	.700	.780	.750	.634	10	⑨ 3-88189-0
⑨ 2-88189-7	2,5,10,15,20,25,30,34	36,40,45,50,55,60,65,70	3.700	3.780	3.750	3.634	70	⑨ 2-88189-8
⑨ 2-88189-5	2,5,10,15,20,25,32	34,40,45,50,55,60,66	3.500	3.580	3.550	3.434	66	⑨ 2-88189-6
⑨ 2-88189-3	2,5,10,15,20,25,29	31,35,40,45,50,55,60	3.200	3.280	3.250	3.134	60	⑨ 2-88189-4
⑨ 2-88189-1	2,5,10,15,20,25,28	30,35,40,45,50,55,58	3.100	3.180	3.150	3.034	58	⑨ 2-88189-2
⑨ 1-88189-9	2,5,10,15,20,24	26,30,35,40,45,50	2.700	2.780	2.750	2.634	50	⑨ 2-88189-0
⑨ 1-88189-7	2,5,10,15,21	23,25,30,35,40,44	2.400	2.480	2.450	2.334	44	⑨ 1-88189-8
⑨ 1-88189-5	2,5,10,15,19	21,25,30,35,40	2.200	2.280	2.250	2.134	40	⑨ 1-88189-6
⑨ 1-88189-3	2,5,10,17	19,25,30,36	2.000	2.080	2.050	1.934	36	⑨ 1-88189-4
⑨ 1-88189-1	2,5,10,13	15,20,25,28	1.600	1.680	1.650	1.534	28	⑨ 1-88189-2
⑨ 88189-9	2,5,12	14,20,26	1.500	1.580	1.550	1.434	26	⑨ 1-88189-0
⑨ 88189-7	2,5,11	13,20,24	1.400	1.480	1.450	1.334	24	⑨ 88189-8
⑨ 88189-5	2,5,9	11,15,20	1.200	1.280	1.250	1.134	20	⑨ 88189-6
⑨ 88189-3	2,5,8	10,15,18	1.100	1.180	1.150	1.034	18	⑨ 88189-4
⑩ 88189-1	2,5,10,15,18	20,25,30,35,38	2.100	2.180	2.150	2.034	38	⑨ 88189-2

INK STAMPED PART NO.	NEAR SIDE	FAR SIDE	D	C	B	A	NO OF POSN	AS MOLDED PART NO.
② ⑤	CAVITY POSN. NO. STAMPED ⑤							

THIS DRAWING IS A CONTROLLED DOCUMENT. DWG: J. GALLUCCI 2-21-89
 CHK: D. L. ROCKER 3-2-89
 NAME: Tyco Electronics Corporation, Harrisburg, PA 17105-3608

DIMENSIONS: INCHES	TOLERANCES UNLESS OTHERWISE SPECIFIED:	PRODUCT SPEC	SIZE	CAGE CODE	DRAWING NO.	RESTRICTED TO
0 PLC ± .005	1 PLC ± .005	APPLICATION SPEC	A1	00779	88189	
2 PLC ± .005	3 PLC ± .005	WEIGHT	CUSTOMER DRAWING		SCALE: 4:1	SHEET 1 OF 1
4 PLC ± .005	ANGLES ± .005	FINISH			REV	AE